



Ensembling Primary Reference Clocks in a Network: cnPRTC

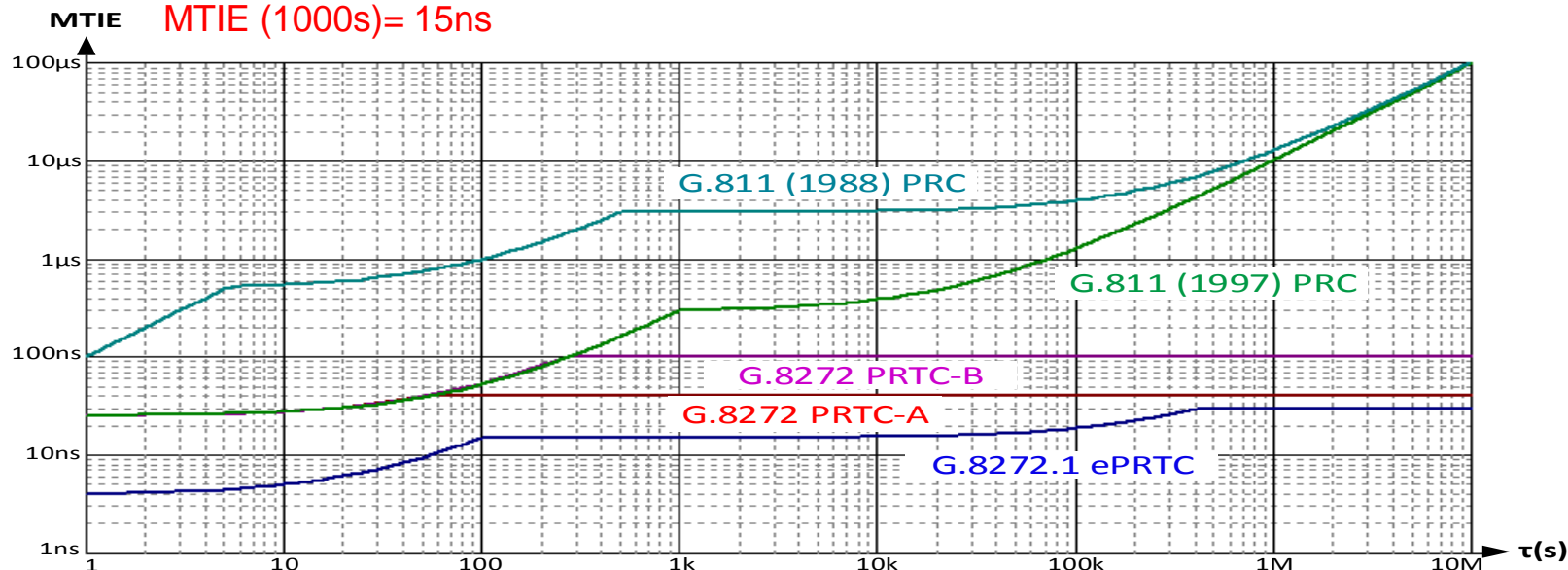
Lee Cosart
lee.cosart@microchip.com
WSTS 2019

Outline

- Introduction
 - cnPRTC “coherent network primary reference time clock”
- Evolution
 - PRC, ePRC, PRTC-A, PRTC-B, ePRTC
 - Increased demands for accuracy and security
- cnPRTC
 - Network deployment
 - Functional architecture
 - Agreement algorithm, timescale algorithm, coordination function
- Summary

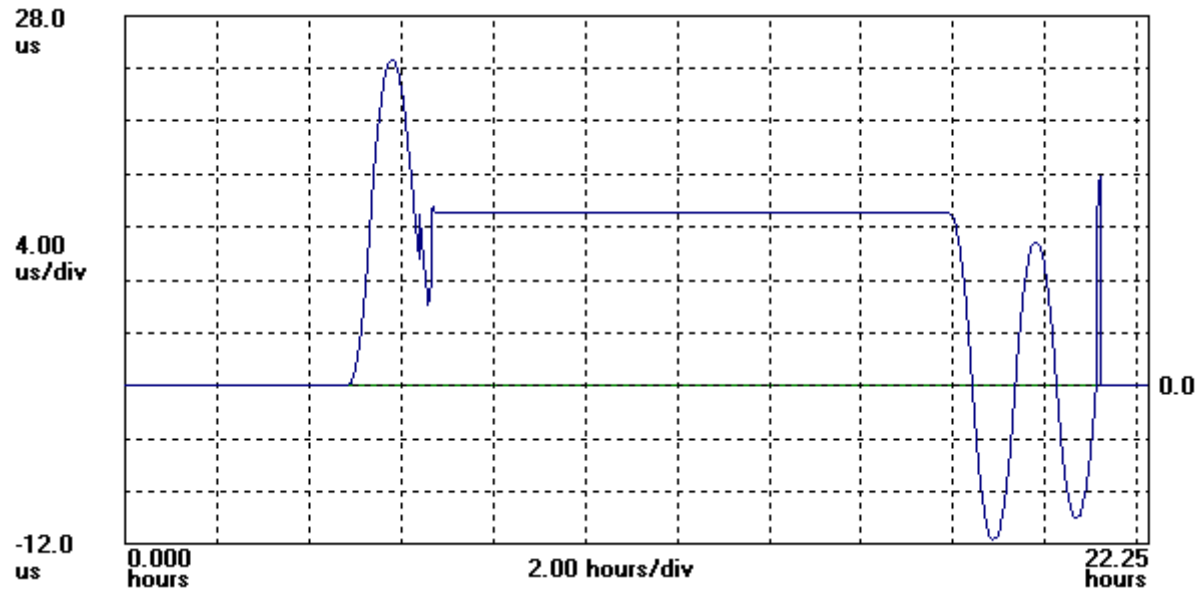
Accuracy Requirements Increasingly Stringent

- G.811 (1988) *Timing requirements at the outputs of primary reference clocks suitable for plesiochronous operation of international digital links*
MTIE (1000s)= 3 μ s
- G.811 (1997) *Timing characteristics of primary reference clocks*
MTIE (1000s)= 300ns
- G.8272 (2012) *Timing characteristics of primary reference time clocks*
MTIE (1000s)= 100ns
- G.8272 (2018) *Timing characteristics of primary reference time clocks*
MTIE (1000s)= 40ns
- G.8272.1 (2016) *Timing characteristics of enhanced primary reference time clocks*
MTIE (1000s)= 15ns



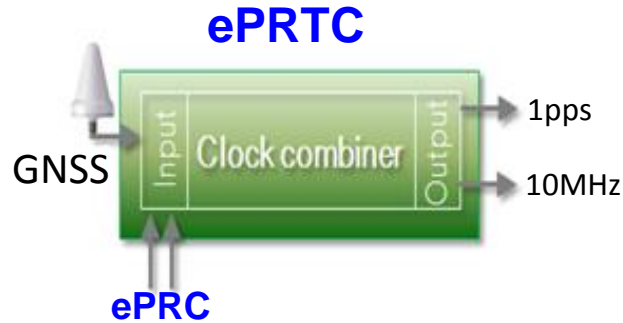
Security Is an Important Issue for Timing

January 2016 GPS Segment Error:
13 μ s UTC offset error



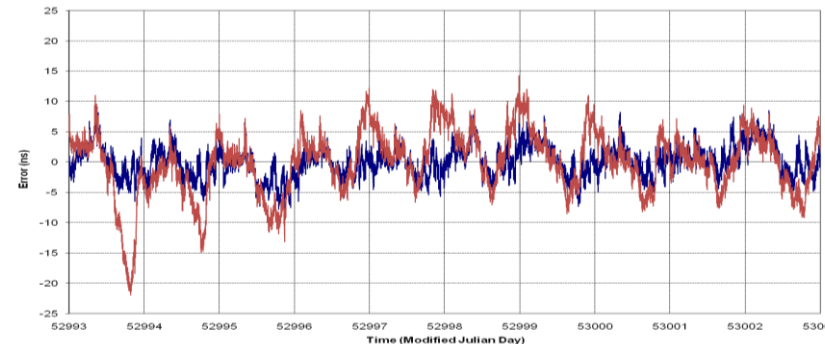
Plot showing how the anomaly event impacted one GPS timing receiver

Newest PRTCs Address Accuracy and Security



ePRTC combines GNSS with an autonomous atomic clock for security (time holdover) and accuracy

PRTC-B can make use of multiband for enhanced performance and immunity from space weather



Red: PRTC-A, Blue: PRTC-B

cnPRTC builds on the ePRTC concepts of ensembling multiple sources for accuracy and security

cnPRTC in ITU G.8275 Appendix



INTERNATIONAL TELECOMMUNICATION UNION

ITU-T

TELECOMMUNICATION
STANDARDIZATION SECTOR
OF ITU

G.8275/Y.1369

Amendment 1
(11/2018)

SERIES G: TRANSMISSION SYSTEMS AND MEDIA,
DIGITAL SYSTEMS AND NETWORKS

Packet over Transport aspects – Synchronization, quality
and availability targets

SERIES Y: GLOBAL INFORMATION
INFRASTRUCTURE, INTERNET PROTOCOL ASPECTS,
NEXT-GENERATION NETWORKS, INTERNET OF
THINGS AND SMART CITIES

Internet protocol aspects – Transport

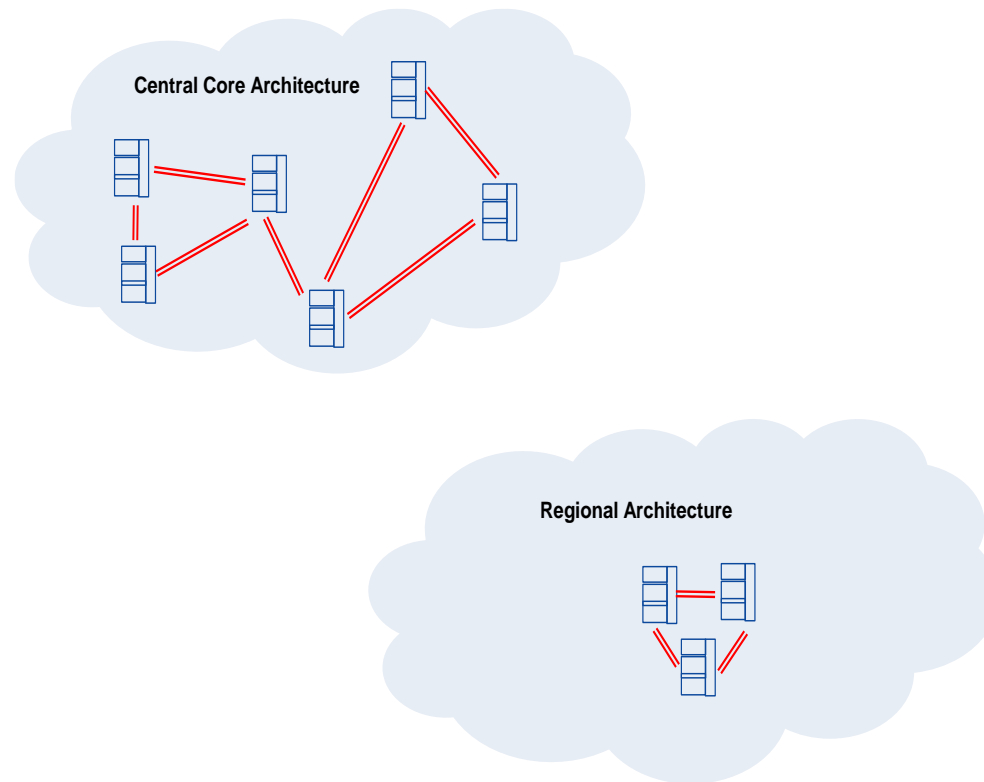
Architecture and requirements for packet-based
time and phase distribution

Amendment 1

- G.8275 “*Architecture and requirements for packet-based time and phase distribution*” Amendment 1 was consented in October 2018 and contains a new appendix “*cnPRTC functional architecture*”

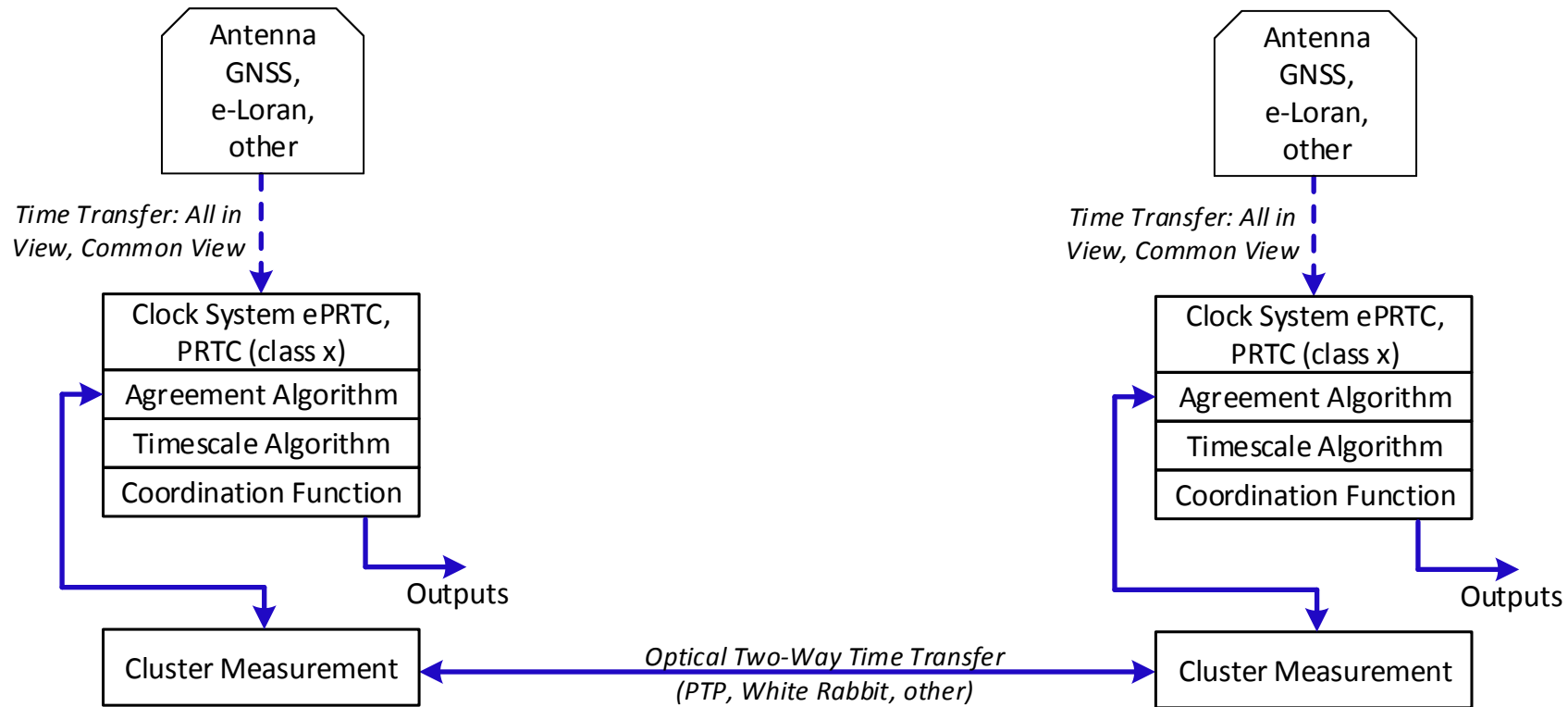
cnPRTC Network Architecture

cnPRTC Architecture Examples



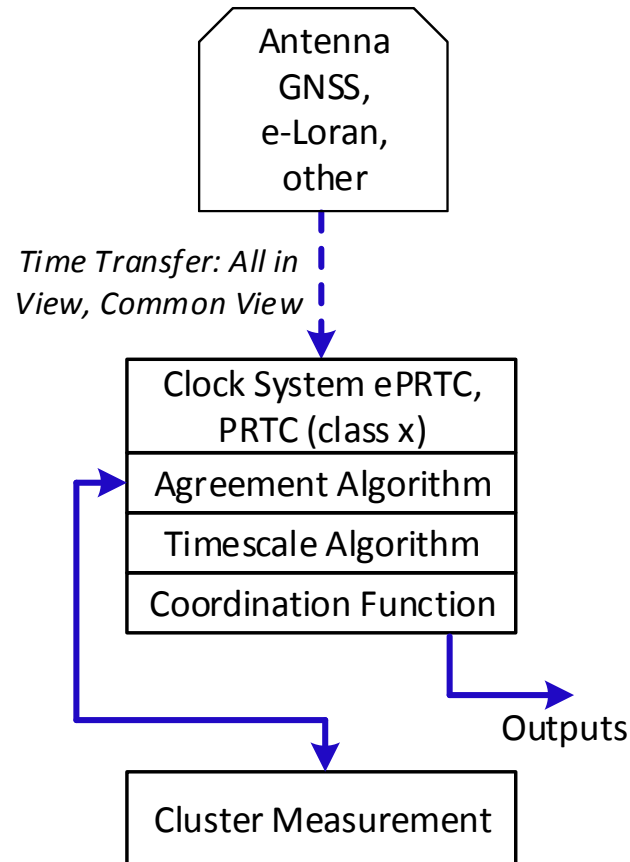
- The upper example with six clocks is applicable to a central core architecture
- The lower example with three clocks is more applicable to smaller, regional area
- Note the clocks in the central core example are not fully meshed. Nevertheless, given the connections that are there, any clock can be compared to any other clock through a direct connection or indirectly through one or more intermediary connections.

cnPRTC Functional Architecture



cnPRTC Component Algorithms/Functions

cnPRTC Clock System



- Agreement Algorithm
 - Process both direct path and derived radio all-in-view clock measurement and remove and report faulty paths and degraded PRTC systems.
- Timescale Algorithm
 - Process output of agreement algorithm to determine clock state estimates of each PRTC.
- Coordination Function
 - Report required actions to each PRTC to support the required coherent operation.

Agreement Algorithm

- The “agreement algorithm” provides a mechanism for weighting, de-weighting or potentially eliminating clocks.
- It is important to determine the group of clocks considered worthy of including in the coherency.
- The agreement algorithm refers to a methodology for networking clocks which has been in use for a number of decades.
- It is of critical importance in a real-world application of distributed networks with distributed timescales.
- A prominent example of this is Network Time Protocol (NTP) intersection algorithm.

Timescale Algorithm

- The “timescale algorithm” is central to the ensembling function of the coherent network primary reference time clock.
- More generally it is central to the ensembling function of any group of clocks.
- Timescale algorithms are important to national labs and GNSS control segments, and indeed to the establishment of UTC at the BIPM
- If the “agreement algorithm” has established a valid group of clocks, then pairwise measurements can be used to evolve the timescale.
- An example of a “timescale algorithm” among the many in use in time and frequency metrology is the International Atomic Time (TAI) algorithm.
- A timescale algorithm looks at the pairwise measurements and determines the state estimates for the phase, the frequency, and the drift, that need to be applied to any of those clocks to put it on the ensemble average.

Coordination Function

- The “coordination function” applies the corrections determined by the “timescale algorithm”.
- It uses the knowledge gained from the timescale algorithm, the state estimates, and goes out to all the distributed clocks with instructions for actions to take.
- It is important to note that the result of the action taken, because of errors in the system, does not perfectly match the desired action.
- Without further action there would be small accumulation of time error, with the clocks eventually drifting apart.
- Thus, continual measurements need also to be part of the coordination function, given coherency is the goal.
- The coordination function includes two things – it includes the instructions that are issued to the individual ePRTC or PRTC clocks to put them at the right time and the feedback to ensure that any errors are accounted for and corrected.

Summary

- The cnPRTC, “coherent network PRTC”, is driven by the need for a high level of accuracy coupled with the need for a robust, secure, source of timing throughout the network
- The cnPRTC is built on the ePRTC concepts of ensembling multiple sources for security and accuracy
- A central component of the cnPRTC is the timescale algorithm, used in metrology to achieve the optimal time and frequency from a group of clocks.
- Working hand in hand with the timescale algorithm are two other important components of the cnPRTC, the agreement algorithm which processes measurement information and the coordination function which conveys actions to the clocks to maintain the required coherent operation.

Thank You

Lee Cosart

Senior Technologist

Lee.Cosart@microchip.com

Phone: +1-408-428-7833



Microsemi Headquarters

One Enterprise, Aliso Viejo, CA 92656 USA

Within the USA: +1 (800) 713-4113

Outside the USA: +1 (949) 380-6100

Sales: +1 (949) 380-6136

Fax: +1 (949) 215-4996

email: sales.support@microsemi.com

www.microsemi.com

Microsemi, a wholly owned subsidiary of Microchip Technology Inc. (Nasdaq: MCHP), offers a comprehensive portfolio of semiconductor and system solutions for aerospace & defense, communications, data center and industrial markets. Products include high-performance and radiation-hardened analog mixed-signal integrated circuits, FPGAs, SoCs and ASICs; power management products; timing and synchronization devices and precise time solutions, setting the world's standard for time; voice processing devices; RF solutions; discrete components; enterprise storage and communication solutions, security technologies and scalable anti-tamper products; Ethernet solutions; Power-over-Ethernet ICs and midspans; as well as custom design capabilities and services. Learn more at www.microsemi.com.

Microsemi makes no warranty, representation, or guarantee regarding the information contained herein or the suitability of its products and services for any particular purpose, nor does Microsemi assume any liability whatsoever arising out of the application or use of any product or circuit. The products sold hereunder and any other products sold by Microsemi have been subject to limited testing and should not be used in conjunction with mission-critical equipment or applications. Any performance specifications are believed to be reliable but are not verified, and Buyer must conduct and complete all performance and other testing of the products, alone and together with, or installed in, any end-products. Buyer shall not rely on any data and performance specifications or parameters provided by Microsemi. It is the Buyer's responsibility to independently determine suitability of any products and to test and verify the same. The information provided by Microsemi hereunder is provided "as is, where is" and with all faults, and the entire risk associated with such information is entirely with the Buyer. Microsemi does not grant, explicitly or implicitly, to any party any patent rights, licenses, or any other IP rights, whether with regard to such information itself or anything described by such information. Information provided in this document is proprietary to Microsemi, and Microsemi reserves the right to make any changes to the information in this document or to any products and services at any time without notice.

©2018 Microsemi, a wholly owned subsidiary of Microchip Technology Inc. All rights reserved. Microsemi and the Microsemi logo are registered trademarks of Microsemi Corporation. All other trademarks and service marks are the property of their respective owners.